



## ***Toe Kick & Endcaps***

**TENN-TEX** Plastics has designed **The Simple Solution** for Toe Kick Applications. Toe Kick Brackets stabilize and strengthen the Toe Kick Area of the cabinet. Installing the brackets is a simple process. First, staple the Toe Kick Brackets to the bottom of the cabinet structure (left and right side), and then insert the Toe Kick Board and staple to the bracket. **TENN-TEX** Plastics manufactures these brackets in heights of 4" and 4 1/2" for 1/2" and 5/8" materials.

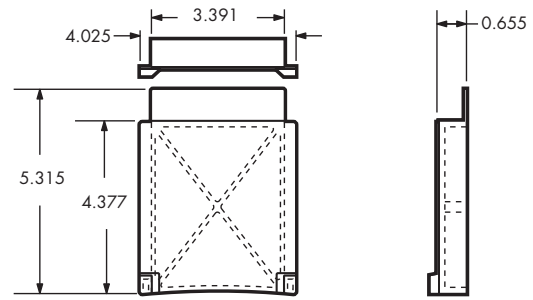
**C-228**

C-228

Black



**Toe Kick Shipping Brace**



001 175



**T-420**

T-420

Black

T-420-01

White

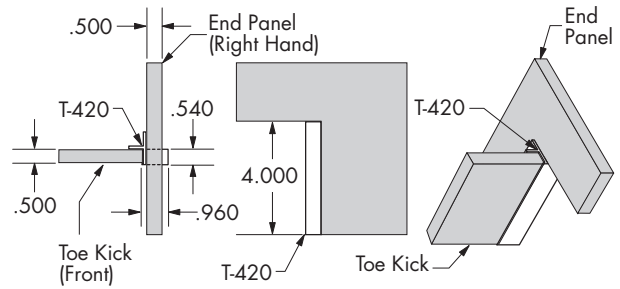
T-420-02

Tan



Patent

**4" Overlay Toe Kick Bracket, 1/2" Material**



001 650




**T-421**

T-421

Black

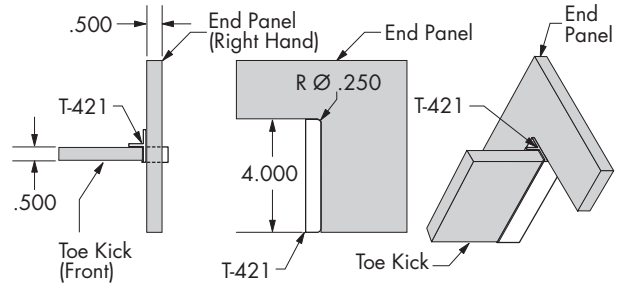
T-421-01

White



Patent

**4" Overlay Toe Kick Bracket w/ Round Corner, 1/2" Material**



001 650



**T-422**

T-422


Black

T-422-01

White

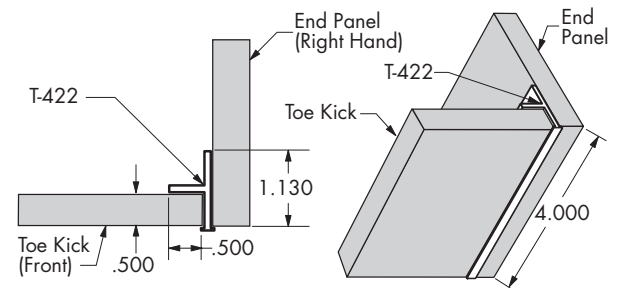
T-422-02

Natural



Patent

**4" Inset Toe Kick Bracket, 1/2" Material**



002 600



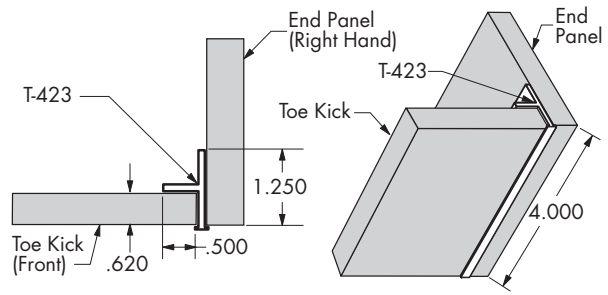
### T-423

- T-423
- T-423-01
- T-423-02

- Black
- White
- Natural



### 4" Inset Toe Kick Bracket, 5/8" Material



600




19,200

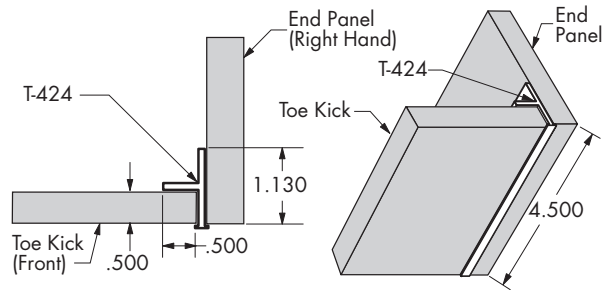
### T-424

- T-424
- T-424-01
- T-424-02

- Black
- White
- Natural



### 4.5" Inset Toe Kick Bracket, 1/2" Material



600



19,200

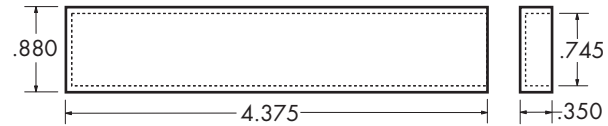
### T-425

- T-425
- T-425-01
- T-425-02
- T-425-03
- T-425-04

- Honey
- Toffee
- Frost
- Natural Oak
- White



### Toe Kick Endcap



400



30,000

